

NATIONAL BOARD OF ACCREDITATION

Data Capturing Points of the Program Applied for NBA Accreditation– Tier I/II UG (Engineering) Institute Programs

Program Name : Aerospace Engineering	Discipline : Engineering & Technology
Level : Under Graduate	Tier : 1
Application No : 11645	Date of Submission : 06-03-2026

PART A- Profile of the Institute

A1.Name of the Institute: LAKIREDDY BALI REDDY COLLEGE OF ENGINEERING	
Year of Establishment : 1998	Location of the Institute: Mylavaram
A2. Institute Address: L.B.REDDY NAGAR, MylavaramKrishna (dt.), Andhra Pradesh 521230	
City:--Select--	State:Andhra Pradesh
Pin Code:521230	Website:www.lbrce.ac.in
Email:lbcemym@lbrce.ac.in	Phone No(with STD Code):08659-222933
A3. Name and Address of the Affiliating University (if any):	
Name of the University : Jawaharlal Nehru Technological University, Kakinad	City: east Godavari
State : Andhra Pradesh	Pin Code: 533003
A4. Type of the Institution: Autonomous CAY(2010-11)	
A5. Ownership Status: Self financing	

A6. Details of all Programs being Offered by the Institution:

- No. of UG programs: 9
- No. of PG programs: 5

Table No. A6.1: List of all programs offered by the Institute.

Sr.No.	Discipline	Level of program	Name of the program	Year of Start	Year of Closed	Name of The Department
1	Engineering & Technology	UG	Aerospace Engineering	2011	--	Aerospace Engineering
2	Engineering & Technology	UG	Artificial Intelligence and Data Science	2020	--	Artificial Intelligence and Data Science
3	Engineering & Technology	UG	Civil Engineering	2012	--	Civil Engineering
4	Engineering & Technology	UG	Computer Science and Engineering	1998	--	Computer Science and Engineering
5	Engineering & Technology	UG	Computer Science and Engineering (Artificial Intelligence & Machine Learning)	2021	--	Computer Science and Engineering (Artificial Intelligence and Machine Learning)
6	Engineering & Technology	PG	Data Science	2023	--	Computer Science and Engineering
7	Engineering & Technology	UG	Electrical and Electronics Engineering	1998	--	Electrical and Electronics Engineering

8	Engineering & Technology	UG	Electronics & Communication Engineering	1998	--	Electronics and Communication Engineering
9	Engineering & Technology	UG	Information Technology	1999	--	Information Technology
10	Engineering & Technology	UG	Mechanical Engineering	1998	--	Mechanical Engineering
11	Engineering & Technology	PG	Power Electronics & Electrical Drives	2023	--	Electrical and Electronics Engineering
12	Engineering & Technology	PG	Thermal Power Engineering	2023	--	Mechanical Engineering
13	Engineering & Technology	PG	VLSI & Embedded Systems Design	2023	--	Electronics and Communication Engineering
14	Management	PG	Master of Business Administration	2008	--	Management

A7. Programs to be considered for Accreditation vide this Application:

Table No. A7.1: List of programs to be considered for accreditation.

Name of the Department	Having Allied Departments	Name of the Program	Program Level
Civil Engineering	No	Civil Engineering	UG
Aerospace Engineering	No	Aerospace Engineering	UG

Table No. A7.2: Allied Department(s) to the Department of the program considered for accreditation as above.
Cluster ID. Name of the Department (in table no. A7.1) Name of allied Departments/Cluster (for table no. A7.1)

No Record

PART-B: Program information

B1. Provide the Required Information for the Program Applied For:

Table No. B1: Program details.

A. List of the Programs Offered by the Department:

SR.NO.	PROGRAM NAME	PROGRAM APPLIED LEVEL	YEAR OF START / YEAR OF CLOSED	SANCTIONED INTAKE	INCREASE/DECREASE INTAKE (if any)	YEAR OF INCREASE/DECREASE	CURRENT INTAKE	YEAR OF AICTE APPROVAL	AICTE/COMPETENT AUTHORITY APPROVAL DETAILS	ACCREDITATION STATUS	FROM	TO	NO. OF TIMES PROGRAM ACCREDITED	PROGRAM DURATION
1	Aerospace Engineering	UG	2011 / --	60	No	NA	60	2011	F.NO.South-Central/1-401999722/2011/EOA	Granted accreditation for 3 years for the period (specify period)	2023	2026	1	4

List of the Allied Departments/Cluster and Programs:

B2. Detail of Head of the Department for the program under consideration:

A. Name of the HoD :	Dr. P. Lovaraju
B. Nature of appointment:	Regular

C. Qualification:	M.E. and Ph.D.
-------------------	----------------

B3. Program Details

Table No.B3.1: Admission details for the program excluding those admitted through multiple entry and exit points.

Item (Information to be provided cumulatively for all the shifts with explicit headings, wherever applicable)	2025-26 (CAY)	2024-25 (CAYm1)	2023-24 (CAYm2)	2022-23 (CAYm3)	2021-22 (CAYm4)	2020-21 (CAYm5)	2019-20 (CAYm6)
N=Sanctioned intake of the program (as per AICTE /Competent authority)	60	60	60	60	60	60	60
N1=Total no. of students admitted in the 1st year minus the no. of students, who migrated to other programs/ institutions plus no. of students, who migrated to this program	60	60	47	45	44	52	48
N2=Number of students admitted in 2nd year in the same batch via lateral entry including leftover seats	0	6	12	13	9	11	8
N3=Separate division if any	0	0	0	0	0	0	0
N4=Total no. of students admitted in the 1st year via all supernumerary quotas	6	6	4	4	4	3	1
Total number of students admitted in the program (N1 + N2 + N3 + N4) - excluding those admitted through multiple entry and exit points.	66	72	63	62	57	66	57

CAY= Current Academic Year. CAYm1= Current Academic Year Minus 1 CAYm2= Current Academic Year Minus 2. LYG= Last Year Graduate. LYGm1= Last Year Graduate Minus 1. LYGm2= Last Year Graduate Minus 2.

B4. Enrolment Ratio in the First Year

Table No. B4.1: Student enrolment ratio in the 1st year.

Year of entry	N (From Table 4.1)	N1 (From Table 4.1)	N4 (From Table 4.1)	Enrollment Ratio [(N1/N)*100]
2025-26 (CAY)	60	60	6	110.00
2024-25 (CAYm1)	60	60	6	110.00
2023-24 (CAYm2)	60	47	4	85.00

Average [(ER1 + ER2 + ER3) / 3] = 101.67% \approx 100

B5. Success Rate of the Students in the Stipulated Period of the Program

Table No.B5.1: The success rate in the stipulated period of a program.

Item	(2021-22) LYG	(2020-21) LYGm1	(2019-20) LYGm2
A*= (No. of students admitted in the 1st year of that batch and those actually admitted in the 2nd year via lateral entry, plus the number of students admitted through multiple entry (if any) and separate division if applicable, minus the number of students who exited through multiple entry (if any).	69.00	71.00	68.00
B=No. of students who graduated from the program in the stipulated course duration	47.00	52.00	47.00
Success Rate (SR)= (B/A) * 100	68.12	73.24	69.12

Average SR of three batches ((SR_1+ SR_2+ SR_3)/3): 70.16

B6. Academic Performance of the First-Year Students of the Program

Table No.B6.1: Academic Performance of the First-Year Students of the Program.

Academic Performance	CAYm1 (2024-25)	CAYm2 (2023-24)	CAYm3 (2022-23)
----------------------	-------------------	-------------------	-------------------

Mean of CGPA or mean percentage of all successful students(X)	7.07	6.78	7.14
Y=Total no. of successful students	62.00	50.00	47.00
Z=Total no. of students appeared in the examination	62.00	50.00	47.00
API [X*(Y/Z)]	7.07	6.78	7.14

Average API [(AP1+AP2+AP3)/3] : 7.00

B7: Academic Performance of the Second Year Students of the Program

Table No.B7.1: Academic Performance of the Second Year Students of the Program.

Academic Performance	CAYm1 (2024-25)	CAYm2 (2023-24)	CAYm3 (2022-23)
X=(Mean of 2nd year grade point average of all successful students on a 10-point scale) or (Mean of the percentage of marks of all successful students in 2rd year/10)	7.10	6.63	7.00
Y=Total no. of successful students	61.00	60.00	55.00
Z=Total no. of students appeared in the examination	62.00	60.00	55.00
API [X * (Y/Z)]	6.99	6.63	7.00

Average API [(AP1 + AP2 + AP3)/3] : 6.87

B8. Academic Performance of the Third Year Students of the Program

Table No.B8.1: Academic Performance of the Third Year Students of the Program

Academic Performance	CAYm1 (2024-25)	CAYm2 (2023-24)	CAYm3 (2022-23)
X=(Mean of 3rd year grade point average of all successful students on a 10-point scale) or (Mean of the percentage of marks of all successful students in 3rd year/10)	7.02	6.97	7.12
Y=Total no. of successful students	60.00	54.00	62.00
Z=Total no. of students appeared in the examination	60.00	55.00	63.00
API [X*(Y/Z)]:	7.02	6.84	7.01

Average API [(AP1 + AP2 + AP3)/3] : 6.96

B9. Placement, Higher Studies, and Entrepreneurship

Table No.B9.1: Placement, higher studies, and entrepreneurship details.

Item	LYG (2021-22)	LYGm1(2020-21)	LYGm2(2019-20)
FS*=Total no. of final year students	69.00	71.00	68.00
X=No. of students placed	27.00	33.00	28.00
Y=No. of students admitted to higher studies	10.00	13.00	7.00
Z= No. of students taking up entrepreneurship	0.00	0.00	0.00
Placement Index(P) = (((X + Y + Z)/FS) * 100):	53.62	64.79	51.47

Average Placement Index = (P_1 + P_2 + P_3)/3: 56.63 Placement Index Points:

PART C: Faculty Details in Department and Allied Departments (Data to be filled in for the Department and Allied Departments)

C1. Faculty details of Department and Allied Departments

Table No.C1: Faculty details in the Department for the past 3 years including CAY

Sr.No	Name of the Faculty	PAN No.	Highest degree	University	Area of Specialization	Date of Joining in this Institution	Experience in years in current institute	Designation at Time Joining in this Institution	Present Designation	The date on which Designated as Professor/ Associate Professor if any	Nature of Association (Regular/ Contract/ Ad hoc)	Currently Associated (Y/N)	In case of NO, Date of Leaving	IS HOD?
1	Dr. P. Lovaraju	XXXXXXXX15F	M.E. and Ph.D.	IITK, Kanpur	Aerospace Engineering	11/09/2009	16.5	Professor	Professor	11/09/2009	Regular	Yes		Yes
2	Dr.L. Prabhu	XXXXXXXX80M	M.E. and Ph.D.	NIT Rourkela	Mechanical Engineering	02/01/2018	8.1	Assistant Professor	Associate Professor	01/09/2018	Regular	Yes		No
3	Dr. Sreenadh Chevula	XXXXXXXX95E	M.E. and Ph.D.	Universidad Politécnica de Madrid	Aerospace Engineering	26/09/2022	3.4	Associate Professor	Associate Professor	26/09/2022	Regular	Yes		No
4	Dr. A Revanth Reddy	XXXXXXXX18H	M.E. and Ph.D.	Moscow Aviation Institute (National Research University), Moscow	Aerospace Engineering	21/08/2023	2.6	Associate Professor	Associate Professor	21/08/2023	Regular	Yes		No
5	S. Indrasena Reddy	XXXXXXXX84C	M.Tech	Jawaharlal Nehru Technological University Hyderabad	Aerospace Engineering	25/01/2012	14.1	Assistant Professor	Assistant Professor		Regular	Yes		No
6	I. Dakshina Murthy	XXXXXXXX42R	M.Tech	Jawaharlal Nehru Technological University Kakinada	Thermal Engineering	10/12/2012	13.2	Assistant Professor	Assistant Professor		Regular	Yes		No
7	Nazumuddin Shaik	XXXXXXXX87R	M.Tech	Jawaharlal Nehru Technological University Hyderabad	Aerospace Engineering	15/06/2015	10.8	Assistant Professor	Assistant Professor		Regular	Yes		No
8	Ashutosh Shukla	XXXXXXXX86H	M.Tech	Hindustan University, Chennai	Aeronautical Engineering	01/06/2017	8.1	Assistant Professor	Assistant Professor		Regular	No	10/07/2025	No
9	G. V. Surya Narayana	XXXXXXXX68B	M.Tech	Jawaharlal Nehru Technological University Hyderabad	Machine Design	06/06/2017	8.8	Assistant Professor	Assistant Professor		Regular	Yes		No

10	B.Udaya Lakshmi	XXXXXXXX64E	M.Tech	Jawaharlal Nehru Technological University Kakinada	Machine Design	09/01/2017	9.1	Assistant Professor	Assistant Professor		Regular	Yes		No
11	A. Pratyush	XXXXXXXX79G	M.Tech	Jawaharlal Nehru Technological University Kakinada	Thermal Engineering	16/08/2021	4.6	Assistant Professor	Assistant Professor		Regular	Yes		No

Table No.C2: Faculty details of Allied Departments for the past 3 years including CAY.

C2. Student-Faculty Ratio (SFR)

No. of UG(Engineering) programs in Department including allied departments/ clusters (UGn):

UG1=1st UG program

UGn=nth UG program

B= No. of Students in UG 2nd year (ST)

C= No. of Students in UG 3rd year (ST)

D= No. of Students in UG 4th year (ST)

No. of PG (Engineering) programs in Department including allied departments/ clusters (PGm):

PG1=1st PG program.

PGm=mth PG program

A= No. of Students in PG 1st year

B= No. of Students in PG 2nd year

Student Faculty Ratio (**SFR**) = S/F

S= No. of students of all programs in the Department including all students of allied departments/clusters.

No. of students (ST)=Sanctioned Intake (SA)+ Actual admitted students via lateral entry including leftover seats (L) if any (limited to 10 % of SA)

Students who admitted under supernumerary quotas (SNQ, EWS, etc) will not be considered in calculating SFR value. Those students are exempted.

F=Total no. of regular or contractual faculty members (Full Time) in the Department, including allied departments/clusters (excluding first year faculty (The faculty members who have a 100% teaching load in the first-year courses)).

No. of UG Programs in the Department1 No. of PG Programs in the Department0

Table No.C2.1: Student-faculty ratio.

Description	CAY(2025-26)	CAYm1 (2024-25)	CAYm2 (2023-24)
UG1.B	66	66	66
UG1.C	66	66	66
UG1.D	66	66	66
UG1: Aerospace Engineering	198	198	198
DS=Total no. of students in all UG and PG programs in the Department	198	198	198
AS=Total no. of students of all UG and PG programs in allied departments	0	0	0
S=Total no. of students in the Department (DS) and allied departments (AS)	S1= 198	S2= 198	S3= 198
DF=Total no. of faculty members in the Department	10	11	11
AF= Total no. of faculty members in the allied Departments	0	0	0
F=Total no. of faculty members in the Department (DF) and allied Departments (AF)	F1= 10	F2= 11	F3= 11
FF=The faculty members in F who have a 100% teaching load in the first-year courses	1	1	1

Description	CAY(2025-26)	CAYm1 (2024-25)	CAYm2 (2023-24)
Student Faculty Ratio (SFR)=S/(F-FF)	SFR1= 22.00	SFR2= 19.80	SFR3= 19.80
Average SFR for 3 years	SFR= 20.53		

C3. Faculty Qualification

- Faculty qualification index (FQI) = $2.5 * [(10X + 4Y)/RF]$ where
- X=No. of faculty members with Ph.D. degree or equivalent as per AICTE/UGC norms.
- Y=No. of faculty members with M. Tech. or ME degree or equivalent as per AICTE/ UGC norms.
- RF=No. of required faculty in the Department including allied Departments to adhere to the 20:1 Student-Faculty ratio, with calculations based on both student numbers and faculty requirements as per section C2 of this documents: (RF=S/20).

Table No.C3.1: Faculty qualification.

Year	X	Y	RF	FQ = $2.5 \times [(10X + 4Y) / RF]$
2025-26(CAY)	4	6	9.00	17.78
2024-25(CAYm1)	4	7	9.00	18.89
2023-24(CAYm2)	4	7	9.00	18.89

C4. Faculty Cadre Proportion

- Faculty Cadre Proportion is 1(RF1): 2(RF2): 6(RF3)
- RF1= No. of Professors required = $1/9 * \text{No. of Faculty required to comply with 20:1 Student-Faculty ratio based on no. of students (S) as per C2 of this documents.}$
- RF2= No. of Associate Professors required = $2/9 * \text{No. of Faculty required to comply with 20:1 Student-Faculty ratio based on no. of students (S) as per section C2 of this documents.}$
- RF3= No. of Assistant Professors required = $6/9 * \text{No. of Faculty required to comply with 20:1 Student-Faculty ratio based on no. of students (S) as per section C2 of this documents.}$
- Faculty cadre and qualification and experience should be as per AICTE/UGC norms.

Table No.C4.1: Faculty cadre proportion details.

Year	Professors		Associate Professors		Assistant Professors	
	Required RF1	Available AF1	Required RF2	Available AF1	Required RF3	Available AF3
2025-26	1.00	1.00	2.00	3.00	6.00	6.00
2024-25	1.00	1.00	2.00	3.00	6.00	7.00
2023-24	1.00	1.00	2.00	3.00	6.00	7.00
Average	RF1=1.00	AF1=1.00	RF2=2.00	AF2=3.00	RF2=6.00	AF2=6.67

C5. Visiting/Adjunct Faculty/Professor of Practice

Table No. C5.1: List of visiting/adjunct faculty/professor of practice and their teaching and practical loads.

(CAYm1)

S.No	Name of the Person	Designation	Organization	Name of the Course	No. of hours handled
1	K Ramajogi	Professor	ISRO	MANUFACTURING TECHNOLOGY	20.00
2	K Ramajogi	Professor	ISRO	PROJECTS	10.00
3	K Ramajogi	Professor	ISRO	Air Breathing Propulsion	10.00
4	K Ramajogi	Professor	ISRO	Satellite Technology	10.00

(CAYm2)

S.No	Name of the Person	Designation	Organization	Name of the Course	No. of hours handled
1	K Ramajogi	Professor	ISRO	MANUFACTURING TECHNOLOGY	20.00
2	K Ramajogi	Professor	ISRO	PROJECTS	10.00
3	K Ramajogi	Professor	ISRO	Air Breathing Propulsion	10.00
4	K Ramajogi	Professor	ISRO	Satellite Technology	10.00

(CAYm3)

S.No	Name of the Person	Designation	Organization	Name of the Course	No. of hours handled
1	K Ramajogi	Professor	ISRO	MANUFACTURING TECHNOLOGY	20.00
2	K Ramajogi	Professor	ISRO	PROJECTS	10.00
3	K Ramajogi	Professor	ISRO	Air Breathing Propulsion	10.00
4	K Ramajogi	Professor	ISRO	Satellite Technology	10.00

C6. Academic Research

Table No. C6.1: Faculty publication details.

S.No.	Item	2024-25 (CAYm1)	2023-24 (CAYm2)	2022-23 (CAYm3)
1	No. of peer reviewed journal papers published	1	1	1
2	No. of peer reviewed conference papers published	1	2	2
3	No. of books/book chapters published	1	0	0

C7. Sponsored Research Project

Table No. C7.1: List of sponsored research projects received from external agencies.

(CAYm1)

(CAYm2)

(CAYm3)

Total Amount (Lacs) Received for the Past 3 Years: NIL

Note*:

- Only sponsored research projects will be considered. Infrastructure-based projects will not be considered here.

C8. Consultancy Work

Table No. C8.1: List of consultancy projects received from external agencies.

(CAYm1)

(CAYm2)

(CAYm3)

Total amount (Lacs) received for the past 3 years:

Note*:

- Only consultancy projects will be considered. Infrastructure-based projects will not be considered here.

C9. Institution Seed Money or Internal Research Grant to its Faculty for Research Work

Table No. C9.1: List of faculty members received seed money or internal research grant from the Institution.

(CAYm1)

(CAYm2)

Faculty name	Project title/ Support for Activity	Duration of the project	Amount(Lacs) i.e. 15,25,000=15.25	Amount Utilized(Lacs) i.e. 15,25,000=15.25	Outcomes of the project
Mr. S. Indrasena Reddy	Design and development of low velocity drop tower impact tester	1	2.05	2.05	research project
			Amount received (Rs.): 2.05		

(CAYm3)

Total amount (Lacs) received for the past 3 years : 2.05

**PART D: Laboratory Infrastructure in the Department
(Data to be filled in for the Department)**

D1. Adequate and Well-Equipped Laboratories, and Technical Manpower

Table No.D1.1: List of laboratories and technical manpower.

Sr. No	Name of the Laboratory	Number of students per set up(Batch Size)	Name of the Important Equipment	Weekly utilization status(all the courses for which the lab is utilized)	Technical Manpower Support		
					Name of the Technical staff	Designation	Qualification
1	Modelling and Analysis (Room No:3310)	1	1.HP-Pro, Intel Core i3-2100,8GB Ram,15" Monitor-40 2. Hp-pro, Intel Core i3-3240, 4GB -31 3. Lenovo, Intel Core i3-7400, 8GB ram, 15" Monitor-01 4. HP	06 Hours- (Eve)	Mr. V. Brama Reddy	Lab Assistant	SSC
2	Aerodynamics (Room No:7101)	3	1.Air Compressor (700 CFM)-01 2. Open Jet Facility-01 3. Traverse Mechanism-01 4. Low-speed Wind Tunnel-01 5. Resistance Wire Table-01 6.	06 Hrs (Aerosp)	Mr. D. Seetha Rami Redd	Lab Helper	Intermediate
3	Propulsion (Room No:7110)	3	1.Low-Speed Cascade wind tunnel 2. Propeller test rig 3. Heat transfer in forced convection over a model 4. Measurement of burning rate of a solid	06 Hrs (Aerosp)	Mr. D. Ashok Kumar	Fitter	Intermediate

4	Aircraft Structures (Room No:7118)	3	1.Static Model of Sukhoi-30, Mk 1 2. Beam Test Set Up with Various End Conditions 3. Wagner Beam Set Up Combined with Column Test Device 4. Massific	06 Hrs. (Aeros)	Mr. S. Venkata Narayana	Sr. Technician	I.T.I
5	Workshop (Room No:7120)	1	1.Carpentry Vices 2. Jackplanes 3. Marking gauges 4. Steel rules 5. Tri squares 6. Hand	42 Hours- Engi	Mr. P. Manikyala Rao	Fitter	I.T.I
6	Mechanics of Machines lab (Room No:7109)	3	1.Whirling Speed of the Shaft Apparatus 2. Motorized Gyroscope Apparatus 3. Cam Jump Apparatus 4.	18 Hours (Aerc	Mr.A.D.Mallikarjuna Rao	Technician	DME
7	Fluid Mechanics and Hydraulic Machines (Room No:7123)	3	1.Orifice and Mouthpiece Apparatus 2. Venturi meter and Orifice meter 3. Notches Apparatus 4. Pipe	12 Hours Aero	Mr.G.Subramayacharyulu	Sr.Technician	Intermediate
8	Thermal Engineering (Room No:7103)	3	1.Two-Cylinder, 4-Stroke, Water-cooled Diesel Engine Test Rig coupled with AC Alternator. 2. Single	12 Hours (Aer	Mr.G.Ravinder Reddy	Sr.Technician	DME
9	Machine Tools (Room No:7107)	3	1.Lathe Machine 4"- 13 2. Lathe Machine Norton Gearbox 3. Universal 25mm Cap, Pillar drill machine	12 Hours Aero	S. Ajay Babu	Fitter	I.T.I
10	Solid Mechanics (Room No:7122)	3	1.Universal Testing Machine 2. Rockwell cum Brinell Hardness tester 3. Vicker's Hardness tester	18 Hours Aero	Mr.G.Subramayacharyulu	Sr.Technician	Intermediate

D2. Safety Measures in Laboratories

Table No. D2.1: List of various safety measures in laboratories.

Sr. No	Laboratory Name	Safety Measures
1	Modeling and Analysis (Room No:3310)	1. Follow all instructions given by the instructor. 2. Know the location of emergency exits, fire extinguishers, and the first aid kit. 3. Firefighting pipes should be properly installed and always ready for use 4. All electrical wires are protected by MCB, RCBO, and fuses. 5. Wearing Aprons in the laboratories is a must. 6. Carefully read the lab manual before performing experiments. 7. Check electrical connections before starting the computer. 8. Do not keep your hands near the sockets. 9. Do not open the casing of the computer. 10. Do not unplug any electrical connection. 11. Shut down the system after completion of the program. 12. Do not leave chemical containers on the working tables. 13. Keep the work area clean. 14. All the students should be familiar with the locations and operation of safety and emergency equipment such as fire extinguishers, first aid kits, and emergency exits.
2	Aerodynamics (Room No:7101)	1. Always follow the instructions of the laboratory in charge 2. Footwear should always cover the foot completely. 3. Always wear recommended clothes. 4. If you notice any unsafe conditions in the lab, let your supervisor know as soon as possible. 5. Make sure you are aware of where your lab's exits are, the location of the fire extinguisher, and the location of the first aid box. 6. Report all injuries, accidents, and broken equipment or glass right away, even if the incident seems small. 7. Never leave an ongoing experiment unattended. 8. Never try to repair an equipment problem on your own. 9. Do not eat or drink in the laboratory. 10. Never do experiments with medical illness. 11. Never work in the laboratory alone
3	Propulsion (Room No:7110)	1) Ensure that the models are firmly fixed in the setup. 2) Ensure that no loose parts are present inside the test section before operating the tunnel. 3) Tunnel should be operated only by the authorized personnel (Lab Technician, Faculty Member, Trained Students) 4) Change the tunnel motor speed slowly. 5) The MCB of the wind tunnel should be switched off during emergencies. 6) Calibrate the tunnel & instrumentation periodically as recommended. 7) Lubricate the motor and other rotating parts periodically as recommended. 8) Make sure that the pressure ports are clean and free from dirt before starting the experiment. 9) Avoid Parallax error while taking readings using manometers. 10) Students should not perform experiments without the supervision of a Lab Technician/Lab In-Charge.

4	Aircraft Structures (Room No:7118)	<p>1. Tasks involving the use of solvents and rosins must be done in conjunction with the material safety data sheet (MSDS) required. 2. Wear a dust mask, hand gloves, eye protection goggles, shoes, and an apron while working with fabrics (Carbon, Kevlar, Glass fiber) and NDT equipment. 3. Tasks involving the machining of material must be undertaken using an appropriate extraction or ventilation system. 4. When machining laminates, minimize dust or particulate generation by using a non-powered hand tool. 5. For curing laminates, it is recommended to use carbide tools, abrasive-type cutters, or diamond-crusted tools. 6. Cured laminates waste should be regarded as 'Industrial Waste', double bagged and disposed of through the regular waste stream. 7. Fine waste such as dust and loose fibers may be disposed of similarly; however, care needs to be taken in collection, and Personal Protective Equipment (PPE) must be worn. 8. PPE may be washed under running water: disposable gloves are to be discarded after contamination. 9. All skin and eye contact must be avoided. 10. Avoid the risk of longer time exposure to fibers and solvents. 11. Apply the load gradually on the beams and columns. 12. Don't touch the strain gauges and electrical components. 13. Never make any adjustment to a machine when it is in operation. 14. Switch off and unplug the equipment while making adjustments. 15. Switch off the equipment at the end of the experiment and when not in use. 16. Never touch a spinning or rotating component 17. Unauthorized experiments or procedures must not be attempted. 18. Never use a hand tool when others are standing within your safety zone. 19. Don't wear loose or baggy clothing or jewelry when working on the machine. 20. Tie back dangling, long hair when working on the machine. 21. Keep work areas neat and organized. 22. Read all precautions in the laboratory manual and on labels and follow directions exactly.</p>
5	Workshop (Room No:7120)	<p>1. Shoes must completely cover the foot. 2. Dangling jewelry and loose clothing must be secured 3. All electrical equipment must be earthed. 4. Use proper tools for the designed works. 5. Avoid using electrical tools in wet areas. 6. Wash hands thoroughly before leaving the workshop for meals. 7. The worktable should be kept clean 8. Files should not be used as pry-bars. 9. When not in use, Sharp tools should be kept in suitable containers. 10. When using a hammer, make sure the head is securely fixed. 11. Never use a file without a handle. 12. The state of mind should be good. 13. Wear proper clothing for the type of work being done 14. Protect your eyes, face, head, and scalp. 15. Avoid distraction. 16. Keep the work area clean. 17. Keep tools clean and in good repair. 18. Wear eye protection always.</p>
6	Mechanics of Machines Laboratory (Room No:7109)	<p>1. Laboratory uniforms and shoes are compulsory in the lab. 2. Do not touch anything with which you are not completely familiar. 3. Carelessness may not only damage the valuable equipment in the lab but may also cause serious injury to you and others in the lab. 4. Please follow instructions precisely as instructed by your supervisor. 5. Do not start the experiment unless your setup is verified & approved by your supervisor. 6. Do not leave the experiments unattended while in progress. 7. Do not crowd around the equipment & run inside the laboratory. 8. During experiments, material may fail and disperse; maintain a safe distance from the experiment. 9. If any part of the equipment fails while being used, report it immediately to your supervisor. Never try to fix the problem yourself because you could further damage the equipment and harm yourself and others in the lab. 10. Keep the work area clear of all materials except those needed for your work, and clean up after your work.</p>
7	Fluid Mechanics and Hydraulic Machinery (Room No:7123)	<p>1. Students must wear shoes. 2. Switch on the motor after the valve is opened. 3. Students should be cautious about the level of water in the measuring tank. 4. Keep away from all electrical connections. 5. Keep a distance from rotating elements.</p>
8	Thermal Engineering (Room No:7103)	<p>1. Students must wear shoes. 2. Take care while handling heated oils. 3. Keep away from all exhaust gas pipelines 4. Identify and control any gas leaks. 5. Keep away from all electrical connections 6. Don't touch thermocouples. 7. Keep a distance from rotating elements.</p>
9	Machine Tools (Room No:7107)	<p>1. Wear an Apron and Shoes. 2. Clamp the workpiece firmly and securely. 3. Remove the chuck key from the chuck before starting the machine. 4. The workpiece should not be held by hand when machining. 5. Don't change gears while the machine is running. 6. Don't touch the rotating parts when the machine is running. 7. Measurements should be made after stopping the machine. 8. Don't handle the chips with your hand; use a brush to clear the chips.</p>
10	Solid Mechanics (Room No:7122)	<p>1. Students must wear shoes and an apron. 2. Take care while handling the machines. 3. Care should be taken while keeping the loads on the beams. 4. Don't touch the rotating parts when the machine is running. 5. Measurement should be taken after stopping the machine. 6. Don't touch the electrical connections. 7. Don't drag the electrical wires on short corners.</p>

D3. Project Laboratory/Research Laboratory

Project Laboratory/Research Laboratory /Centre of Excellence:

The detailed description of the Project Laboratory, Research Laboratory, and Centre of Excellence facilities is presented below.


Project Laboratory:

The Project Laboratory provides students with valuable hands-on experience through access to state-of-the-art equipment, fabrication tools, and computational resources. The facility enables students to develop practical, analytical, and innovative skills required in the field of Aerospace Engineering. It plays a significant role in promoting experiential and outcome-based learning. Students are encouraged to conceptualize innovative ideas, develop technical proposals, and successfully execute their mini and major project works. The laboratory enhances self-learning capabilities in modelling, design, analysis, and fabrication, thereby fostering creativity, problem-solving ability, and critical thinking among students. Students are encouraged to carry out domain-specific project work with the integrated support of facilities available across various departmental laboratories.

The salient features of the project laboratory are:

1. It provides space and resources needed by the students to access the facilities required for carrying out project work.
2. Computing facility with a sufficient number of personnel, computers with a high-speed internet connection is available.
3. Faculty members and technical staff are available within and beyond working hours to support students in doing their project work.
4. Modelling and analysis software are made available for students.
5. Sophisticated equipment spread over different laboratories is made available for student project work.
6. The previous batch of working models/projects was made available in the laboratories.
7. Digital and e-resources are made available to students.

List of project laboratory/research laboratory /Centre of Excellence

S.N.	Name of the Laboratory	
1.	Project laboratory	

2.

Research laboratory

I.

Wind tunnel:



II.


Open jet facility:





III.

Composite laminate preparation and testing:



3.	Centre for Innovation, Incubation and Entrepreneurship (CIIE)	
----	---	--

4.	Idea lab	<p>I.</p> <p>3D Printer (Single nozzle and multi-nozzle):</p>  <p>II.</p> <p>CNC Cutting Machine:</p> 
----	----------	---

PART E: First Year faculty and financial Resources
(Data to be filled in for the first year course faculty and budget allocation and utilization)

E1. First Year Student-Faculty Ratio (FYSFR)

Table No. E1.1: FYSFR details.

Year	Sanctioned intake of all UG programs (S4)	No. of required faculty (RF4= S4/20)	No. of faculty members in Basic Science Courses & Humanities and Social Sciences including Management courses (NS1)	No. of faculty members in Engineering Science Courses (NS2)	Percentage= No. of faculty members ((NS1*0.8) + (NS2*0.2))/(No. of required faculty (RF4)); Percentage= ((NS1*0.8) +(NS2*0.2))/RF
2023-24(CAYm2)	1080	54	38	40	71
2024-25(CAYm1)	1210	60	43	42	71
2025-26(CAY)	1380	69	48	42	68

E2. Budget Allocation, Utilization, and Public Accounting at Institute Level

Table No. E2.1: Budget and actual expenditure incurred at Institute level.

Items	Budgeted in 2025-26	Actual Expenses in 2025-26 till	Budgeted in 2024-25	Actual Expenses in 2024-25 till	Budgeted in 2023-24	Actual Expenses in 2023-24 till	Budgeted in 2022-23	Actual Expenses in 2022-23 till
Infrastructure Built-Up	97070000	97379689.00	55150000.00	55150634.00	36030000.00	35271613.00	6600000	6665641.52
Library	3768000	3655720.42	2050000	2059336.03	4390000	4253602.5	2020000	1997946.5
Laboratory equipment	21280000	21882446	23600000	23619031	30800000	30373349	32000000	31627663
Teaching and non-teaching staff salary	323000000	323198945	280500000	283124216	257500000	250760404	240000000	240113504.7
Outreach Programs	2285000	2236766	1000000	984459	1700000	1720280	1142000	1131636
R&D	8463000	8324442	7350000	7383339	1450000	1441098	1800000	1812860
Training, Placement and Industry linkage	6209000	6145194.69	8240000	8240737	5500000	5473217	4400000	4387128
SDGs	960000	916582	14620000	14551807.00	1940000	1897907	1280000	1209599
Entrepreneurship	500000	478888	130000	123433	50000	36790	90000	87076
Others:Annual day, Lakshya, stationary, Publicity, electricity	75770000.00	75079918.48	72360000.00	68813089.56	91100000.00	84065406.91	111168000.00	111219457.72
Total	539305000.00	539298591.59	465000000.00	464050081.59	430460000.00	415293667.41	400500000.00	400252512.44

E3. Budget Allocation, Utilization, and Public Accounting at Program Specific Level

Table No. E3.1: Budget and actual expenditure incurred at program level.

Items	Budgeted in 2025-26	Actual Expenses in 2025-26 till	Budgeted in 2024-25	Actual Expenses in 2024-25 till	Budgeted in 2023-24	Actual Expenses in 2023-24 till	Budgeted in 2022-23	Actual Expenses in 2022-23 till
Laboratory equipment	700000	654080	2000000	1901749	350000	346772	400000	387935
Software	0	0	0	0	0	0	0	0
SDGs	100000	42524	700000	689431	400000	391907	366900	307848
Support for faculty development	20000	8000	100000	52020	15000	8800	15000	12300
R & D	71200	40873	98600	62275	130000	108799	64600	37645
Industrial Training, Industry expert, Internship	50000	34158	50000	36442	20000	17504	30000	37621
Operational, Maintenance, Programs, Over head, Imprest,	8252800	8210043	5921000	5296059	7601500	7238419	5876100	5808919
Total	9194000	8989678	8869600	8037976	8516500	8112201	6752600	6592268

NATIONAL BOARD OF ACCREDITATION

Data Capturing Points of the Program Applied for NBA Accreditation– Tier I/II UG (Engineering) Institute Programs

Program Name : Civil Engineering	Discipline : Engineering & Technology
Level : Under Graduate	Tier : 1
Application No : 11645	Date of Submission : 06-03-2026

PART A- Profile of the Institute

A1.Name of the Institute: LAKIREDDY BALI REDDY COLLEGE OF ENGINEERING	
Year of Establishment : 1998	Location of the Institute: Mylavaram
A2. Institute Address: L.B.REDDY NAGAR, MylavaramKrishna (dt.), Andhra Pradesh 521230	
City:--Select--	State:Andhra Pradesh
Pin Code:521230	Website:www.lbrce.ac.in
Email:lbceym@lbrce.ac.in	Phone No(with STD Code):08659-222933
A3. Name and Address of the Affiliating University (if any):	
Name of the University : Jawaharlal Nehru Technological University, Kakinad	City: east Godavari
State : Andhra Pradesh	Pin Code: 533003
A4. Type of the Institution: Autonomous CAY(2010-11)	
A5. Ownership Status: Self financing	

A6. Details of all Programs being Offered by the Institution:

- No. of UG programs: **9**
- No. of PG programs: **5**

Table No. A6.1: List of all programs offered by the Institute.

Sr.No.	Discipline	Level of program	Name of the program	Year of Start	Year of Closed	Name of The Department
1	Engineering & Technology	UG	Aerospace Engineering	2011	--	Aerospace Engineering
2	Engineering & Technology	UG	Artificial Intelligence and Data Science	2020	--	Artificial Intelligence and Data Science
3	Engineering & Technology	UG	Civil Engineering	2012	--	Civil Engineering
4	Engineering & Technology	UG	Computer Science and Engineering	1998	--	Computer Science and Engineering
5	Engineering & Technology	UG	Computer Science and Engineering (Artificial Intelligence & Machine Learning)	2021	--	Computer Science and Engineering (Artificial Intelligence and Machine Learning)
6	Engineering & Technology	PG	Data Science	2023	--	Computer Science and Engineering
7	Engineering & Technology	UG	Electrical and Electronics Engineering	1998	--	Electrical and Electronics Engineering

8	Engineering & Technology	UG	Electronics & Communication Engineering	1998	--	Electronics and Communication Engineering
9	Engineering & Technology	UG	Information Technology	1999	--	Information Technology
10	Engineering & Technology	UG	Mechanical Engineering	1998	--	Mechanical Engineering
11	Engineering & Technology	PG	Power Electronics & Electrical Drives	2023	--	Electrical and Electronics Engineering
12	Engineering & Technology	PG	Thermal Power Engineering	2023	--	Mechanical Engineering
13	Engineering & Technology	PG	VLSI & Embedded Systems Design	2023	--	Electronics and Communication Engineering
14	Management	PG	Master of Business Administration	2008	--	Management

A7. Programs to be considered for Accreditation vide this Application:

Table No. A7.1: List of programs to be considered for accreditation.

Name of the Department	Having Allied Departments	Name of the Program	Program Level
Civil Engineering	No	Civil Engineering	UG
Aerospace Engineering	No	Aerospace Engineering	UG

Table No. A7.2: Allied Department(s) to the Department of the program considered for accreditation as above.
Cluster ID. Name of the Department (in table no. A7.1) Name of allied Departments/Cluster (for table no. A7.1)

No Record

PART-B: Program information

B1. Provide the Required Information for the Program Applied For:

Table No. B1: Program details.

A. List of the Programs Offered by the Department:

SR.NO.	PROGRAM NAME	PROGRAM APPLIED LEVEL	YEAR OF START / YEAR OF CLOSED	SANCTIONED INTAKE	INCREASE/DECREASE INTAKE (if any)	YEAR OF INCREASE/DECREASE	CURRENT INTAKE	YEAR OF AICTE APPROVAL	AICTE/COMPETENT AUTHORITY APPROVAL DETAILS	ACCREDITATION STATUS	FROM	TO	NO. OF TIMES PROGRAM ACCREDITED	PROGRAM DURATION
1	Civil Engineering	UG	2012 / --	60	No	NA	60	2012	F.NO.South-Central/1-697068351/2012/EOA	Granted accreditation for 3 years for the period (specify period)	2023	2026	1	4

List of the Allied Departments/Cluster and Programs:

B2. Detail of Head of the Department for the program under consideration:

A. Name of the HoD :	Dr. K. Venkata Ramana
B. Nature of appointment:	Regular

C. Qualification:	Ph.D
-------------------	------

B3. Program Details

Table No.B3.1: Admission details for the program excluding those admitted through multiple entry and exit points.

Item (Information to be provided cumulatively for all the shifts with explicit headings, wherever applicable)	2025-26 (CAY)	2024-25 (CAYm1)	2023-24 (CAYm2)	2022-23 (CAYm3)	2021-22 (CAYm4)	2020-21 (CAYm5)	2019-20 (CAYm6)
N=Sanctioned intake of the program (as per AICTE /Competent authority)	60	60	60	60	60	60	60
N1=Total no. of students admitted in the 1st year minus the no. of students, who migrated to other programs/ institutions plus no. of students, who migrated to this program	50	53	40	34	40	54	58
N2=Number of students admitted in 2nd year in the same batch via lateral entry including leftover seats	0	11	17	23	25	10	7
N3=Separate division if any	0	0	0	0	0	0	0
N4=Total no. of students admitted in the 1st year via all supernumerary quotas	6	5	2	3	5	4	4
Total number of students admitted in the program (N1 + N2 + N3 + N4) - excluding those admitted through multiple entry and exit points.	56	69	59	60	70	68	69

CAY= Current Academic Year. CAYm1= Current Academic Year Minus 1 CAYm2= Current Academic Year Minus 2. LYG= Last Year Graduate. LYGm1= Last Year Graduate Minus 1. LYGm2= Last Year Graduate Minus 2.

B4. Enrolment Ratio in the First Year

Table No. B4.1: Student enrolment ratio in the 1st year.

Year of entry	N (From Table 4.1)	N1 (From Table 4.1)	N4 (From Table 4.1)	Enrollment Ratio [(N1/N)*100]
2025-26 (CAY)	60	50	6	93.33
2024-25 (CAYm1)	60	53	5	96.67
2023-24 (CAYm2)	60	40	2	70.00

Average [(ER1 + ER2 + ER3) / 3] = 86.67% = 17.00

B5. Success Rate of the Students in the Stipulated Period of the Program

Table No.B5.1: The success rate in the stipulated period of a program.

Item	(2021-22) LYG	(2020-21) LYGm1	(2019-20) LYGm2
A*= (No. of students admitted in the 1st year of that batch and those actually admitted in the 2nd year via lateral entry, plus the number of students admitted through multiple entry (if any) and separate division if applicable, minus the number of students who exited through multiple entry (if any).	85.00	70.00	69.00
B=No. of students who graduated from the program in the stipulated course duration	45.00	48.00	42.00
Success Rate (SR)= (B/A) * 100	52.94	68.57	60.87

Average SR of three batches ((SR_1+ SR_2+ SR_3)/3): 60.79

B6. Academic Performance of the First-Year Students of the Program

Table No.B6.1: Academic Performance of the First-Year Students of the Program.

Academic Performance	CAYm1(2024-25)	CAYm2(2023-24)	CAYm3 (2022-23)
----------------------	------------------	------------------	-------------------

Mean of CGPA or mean percentage of all successful students(X)	5.37	4.91	6.11
Y=Total no. of successful students	57.00	40.00	32.00
Z=Total no. of students appeared in the examination	57.00	40.00	32.00
API [X*(Y/Z)]	5.37	4.91	6.11

Average API [(AP1+AP2+AP3)/3] : 5.46

B7: Academic Performance of the Second Year Students of the Program

Table No.B7.1: Academic Performance of the Second Year Students of the Program.

Academic Performance	CAYm1 (2024-25)	CAYm2 (2023-24)	CAYm3 (2022-23)
X=(Mean of 2nd year grade point average of all successful students on a 10-point scale) or (Mean of the percentage of marks of all successful students in 2rd year/10)	6.18	6.74	5.94
Y=Total no. of successful students	54.00	51.00	66.00
Z=Total no. of students appeared in the examination	57.00	55.00	67.00
API [X * (Y/Z)]	5.85	6.25	5.85

Average API [(AP1 + AP2 + AP3)/3] : 5.98

B8. Academic Performance of the Third Year Students of the Program

Table No.B8.1: Academic Performance of the Third Year Students of the Program

Academic Performance	CAYm1 (2024-25)	CAYm2 (2023-24)	CAYm3 (2022-23)
X=(Mean of 3rd year grade point average of all successful students on a 10-point scale) or (Mean of the percentage of marks of all successful students in 3rd year/10)	7.42	6.67	6.63
Y=Total no. of successful students	48.00	66.00	63.00
Z=Total no. of students appeared in the examination	51.00	66.00	63.00
API [X*(Y/Z)]:	6.98	6.67	6.63

Average API [(AP1 + AP2 + AP3)/3] : 6.76

B9. Placement, Higher Studies, and Entrepreneurship

Table No.B9.1: Placement, higher studies, and entrepreneurship details.

Item	LYG (2021-22)	LYGm1(2020-21)	LYGm2(2019-20)
FS*=Total no. of final year students	85.00	70.00	67.00
X=No. of students placed	34.00	27.00	21.00
Y=No. of students admitted to higher studies	4.00	5.00	2.00
Z= No. of students taking up entrepreneurship	0.00	0.00	0.00
Placement Index(P) = (((X + Y + Z)/FS) * 100):	44.71	45.71	34.33

Average Placement Index = (P_1 + P_2 + P_3)/3: 41.58 Placement Index Points:

PART C: Faculty Details in Department and Allied Departments (Data to be filled in for the Department and Allied Departments)

C1. Faculty details of Department and Allied Departments

Table No.C1: Faculty details in the Department for the past 3 years including CAY

Sr.No	Name of the Faculty	PAN No.	Highest degree	University	Area of Specialization	Date of Joining in this Institution	Experience in years in current institute	Designation at Time Joining in this Institution	Present Designation	The date on which Designated as Professor/ Associate Professor if any	Nature of Association (Regular/ Contract/ Ad hoc)	Currently Associated (Y/N)	In case of NO, Date of Leaving	IS HOD?
1	Dr. K. Venkata Ramana	XXXXXXXX45A	Ph.D	NIT-W	Structural Engineering	15/03/2021	4.11	Assistant Professor	Associate Professor	01/06/2021	Regular	Yes		Yes
2	Dr. V. Ramakrishna	XXXXXXXX35C	Ph.D	BITS-PILANI	Environmental Engineering	04/07/2014	11.7	Professor	Professor	04/07/2014	Regular	Yes		No
3	Dr. J. Venkateswara Rao	XXXXXXXX09M	Ph.D	Andhra University	Structural Engineering	22/11/2019	6.3	Professor	Professor	22/11/2019	Regular	Yes		No
4	Mr. J. Rangaiah	XXXXXXXX21A	M.E.	Andhra University	Hydraulics, Coastal & Harbour Engineering	09/06/2014	11.8	Associate Professor	Associate Professor	09/06/2014	Regular	Yes		No
5	Dr. C. Rajamallu	XXXXXXXX81G	Ph.D	JNTU-A	Structural Engineering	02/12/2019	6.2	Assistant Professor	Assistant Professor		Regular	Yes		No
6	Mr. B. Ramakrishna	XXXXXXXX33B	M.Tech	JNTU-K	Structural Engineering	01/08/2013	12.6	Assistant Professor	Assistant Professor		Regular	Yes		No
7	Mr. B. Narasimha Rao	XXXXXXXX96G	M.Tech	JNTU-H	Geo Technical Engineering	09/06/2014	11.8	Assistant Professor	Assistant Professor		Regular	Yes		No
8	Mr. J. Eeshwar Ram	XXXXXXXX75M	M.Tech	JNTU-H	Structural Engineering	22/07/2013	12.7	Assistant Professor	Assistant Professor		Regular	Yes		No
9	Mr. K. Harish Kumar	XXXXXXXX52M	M.Tech	KLU	Structural Engineering	04/12/2017	8.2	Assistant Professor	Assistant Professor		Regular	Yes		No
10	Mr. P. Mohanaganga Raju	XXXXXXXX41A	M.Tech	JNTU-K	Structural Engineering	05/06/2017	8.8	Assistant Professor	Assistant Professor		Regular	Yes		No
11	Mr. M. Manoj Kumar	XXXXXXXX52P	M.Tech	LPU	Transportation Engineering	04/07/2015	10.7	Assistant Professor	Assistant Professor		Regular	Yes		No
12	Mrs. P. Keerthi	XXXXXXXX82R	M.Tech	NIT-C	Water Resources Engineering	18/08/2021	4.6	Assistant Professor	Assistant Professor		Regular	Yes		No
13	Mr. M. Karthik Kumar	XXXXXXXX23E	M.Tech	JNTU-K	Structures	02/01/2023	3.1	Assistant Professor	Assistant Professor		Regular	Yes		No
14	Mr. K. Jaya Rao	XXXXXXXX53P	M.Tech	NITK SURTKAL	Transportation Engineering	21/08/2021	4.6	Assistant Professor	Assistant Professor		Regular	Yes		No

Table No.C2: Faculty details of Allied Departments for the past 3 years including CAY.

C2. Student-Faculty Ratio (SFR)

No. of UG(Engineering) programs in Department including allied departments/ clusters (UGn):

UG1=1st UG program

UGn=nth UG program

B= No. of Students in UG 2nd year (ST)

C= No. of Students in UG 3rd year (ST)

D= No. of Students in UG 4th year (ST)

No. of PG (Engineering) programs in Department including allied departments/ clusters (PGm):

PG1=1st PG program.

PGm=mth PG program

A= No. of Students in PG 1st year

B= No. of Students in PG 2nd year

Student Faculty Ratio (**SFR**) = S/F

S= No. of students of all programs in the Department including all students of allied departments/clusters.

No. of students (ST)=Sanctioned Intake (SA)+ Actual admitted students via lateral entry including leftover seats (L) if any (limited to 10 % of SA)

Students who admitted under supernumerary quotas (SNQ, EWS, etc) will not be considered in calculating SFR value. Those students are exempted.

F=Total no. of regular or contractual faculty members (Full Time) in the Department, including allied departments/clusters (excluding first year faculty (The faculty members who have a 100% teaching load in the first-year courses)).

No. of UG Programs in the Department1 No. of PG Programs in the Department0

Table No.C2.1: Student-faculty ratio.

Description	CAY(2025-26)	CAYm1 (2024-25)	CAYm2 (2023-24)
UG1.B	66	66	66
UG1.C	66	66	66
UG1.D	66	66	66
UG1: Civil Engineering	198	198	198
DS=Total no. of students in all UG and PG programs in the Department	198	198	198
AS=Total no. of students of all UG and PG programs in allied departments	0	0	0
S=Total no. of students in the Department (DS) and allied departments (AS)	S1= 198	S2= 198	S3= 198
DF=Total no. of faculty members in the Department	14	14	14
AF= Total no. of faculty members in the allied Departments	0	0	0
F=Total no. of faculty members in the Department (DF) and allied Departments (AF)	F1= 14	F2= 14	F3= 14
FF=The faculty members in F who have a 100% teaching load in the first-year courses	0	0	0
Student Faculty Ratio (SFR)=S/(F-FF)	SFR1= 14.14	SFR2= 14.14	SFR3= 14.14
Average SFR for 3 years	SFR= 14.14		

C3. Faculty Qualification

- Faculty qualification index (FQI) = $2.5 * [(10X + 4Y)/RF]$ where
- X=No. of faculty members with Ph.D. degree or equivalent as per AICTE/UGC norms.
- Y=No. of faculty members with M. Tech. or ME degree or equivalent as per AICTE/ UGC norms.
- RF=No. of required faculty in the Department including allied Departments to adhere to the 20:1 Student-Faculty ratio, with calculations based on both student numbers and faculty requirements as per section C2 of this documents: (RF=S/20).

Table No.C3.1: Faculty qualification.

Year	X	Y	RF	FQ = $2.5 \times [(10X + 4Y) / RF]$
2025-26(CAY)	4	10	9.00	22.22

2024-25(CAYm1)	4	10	9.00	22.22
2023-24(CAYm2)	3	11	9.00	20.56

C4. Faculty Cadre Proportion

- Faculty Cadre Proportion is 1(RF1): 2(RF2): 6(RF3)
- RF1= No. of Professors required = $1/9 * \text{No. of Faculty required to comply with 20:1 Student-Faculty ratio based on no. of students (S) as per C2 of this documents.}$
- RF2= No. of Associate Professors required = $2/9 * \text{No. of Faculty required to comply with 20:1 Student-Faculty ratio based on no. of students (S) as per section C2 of this documents.}$
- RF3= No. of Assistant Professors required = $6/9 * \text{No. of Faculty required to comply with 20:1 Student-Faculty ratio based on no. of students (S) as per section C2 of this documents.}$
- Faculty cadre and qualification and experience should be as per AICTE/UGC norms.

Table No.C4.1: Faculty cadre proportion details.

Year	Professors		Associate Professors		Assistant Professors	
	Required RF1	Available AF1	Required RF2	Available AF1	Required RF3	Available AF3
2025-26	1.00	2.00	2.00	1.00	6.00	11.00
2024-25	1.00	2.00	2.00	1.00	6.00	11.00
2023-24	1.00	2.00	2.00	1.00	6.00	11.00
Average	RF1=1.00	AF1=2.00	RF2=2.00	AF2=1.00	RF2=6.00	AF2=11.00

C5. Visiting/Adjunct Faculty/Professor of Practice

Table No. C5.1: List of visiting/adjunct faculty/professor of practice and their teaching and practical loads.

(CAYm1)

S.No	Name of the Person	Designation	Organization	Name of the Course	No. of hours handled
1	Ch. Swathi	Assistant Engineer	Vijayawada Municipal corporation	Environmental Engineering	20.00

(CAYm2)

(CAYm3)

C6. Academic Research

Table No. C6.1: Faculty publication details.

S.No.	Item	2024-25 (CAYm1)	2023-24 (CAYm2)	2022-23 (CAYm3)
1	No. of peer reviewed journal papers published	8	6	1
2	No. of peer reviewed conference papers published	3	4	4
3	No. of books/book chapters published	0	0	1

C7. Sponsored Research Project

Table No. C7.1: List of sponsored research projects received from external agencies.

(CAYm1)

(CAYm2)

(CAYm3)

Total Amount (Lacs) Received for the Past 3 Years: NIL**Note*:**

- Only sponsored research projects will be considered. Infrastructure-based projects will not be considered here.

C8. Consultancy Work

Table No. C8.1: List of consultancy projects received from external agencies.

(CAYm1)

PI Name	Co-PI names if any	Name of the Dept., where project is sanctioned	Project Title*	Name of the Funding agency	Duration of the project	Amount(Lacs) i.e. 15,25,000=15.25
Mr. K. HARISH KUMAR		AEE/CIVIL, APTRANCO, Construction Survey sub-D VIJAYAWADA	Material testing	AEE/CIVIL, APTRANCO, Construction Survey sub-D VIJAYAWADA	1	0.04
Mr. M. KARTHIK KUMAR		DEE/CIVIL, APTRANCO, Construction Survey sub-D VIJAYAWADA	Soundness of building	DEE/CIVIL, APTRANCO, Construction Survey sub-D VIJAYAWADA	1	0.01
Dr. J. VENKATESWARARAO		Panchayat Secretary, Kattubadipalem, G.Konduru (Mandal), NTR District	Material testing	Panchayat Secretary, Kattubadipalem, G.Konduru (Mandal), NTR District	1	0.08
B. RAMAKRISHNA		Sri. VSR Prabhu, DEE, NSLBC	Concrete Mix	Sri. VSR Prabhu, DEE,	1	0.06
Dr. J. VENKATESWARARAO		The Sarpanch, Gram Panchayat Vellaturu, G.Konduru (Mandal), NTR District	Soundness of building	The Sarpanch, Gram Panchayat Vellaturu, G.Konduru (Mandal), NTR District	1	0.10
						Amount received (Rs.):0.29

(CAYm2)

PI Name	Co-PI names if any	Name of the Dept., where project is sanctioned	Project Title*	Name of the Funding agency	Duration of the project	Amount(Lacs) i.e. 15,25,000=15.25
K. HARISH KUMAR CIVIL ENGINEERING Dept., LBRCE		AEE/CIVIL, APTRANCO, Construction Survey sub-D VIJAYAWADA	Material testing	AEE/CIVIL, APTRANCO, Construction Survey sub-D VIJAYAWADA	1	0.03
B. RAMA KRISHNA CIVIL ENGINEERING Dept., LBRCE		AEE/CIVIL, APTRANCO, Construction Survey sub-D VIJAYAWADA	Material testing	AEE/CIVIL, APTRANCO, Construction Survey sub-D VIJAYAWADA	1	0.01
B. NARASIMHARAO CIVIL ENGINEERING Dept., LBRCE		AEE/CIVIL, APTRANCO, Construction Survey sub-D VIJAYAWADA	Soil testing	AEE/CIVIL, APTRANCO, Construction Survey sub-D VIJAYAWADA	1	0.04
J. EESWAR RAM CIVIL ENGINEERING Dept., LBRCE		AEE/CIVIL, APTRANCO, Construction Survey sub-D VIJAYAWADA	Cube testing	AEE/CIVIL, APTRANCO, Construction Survey sub-D VIJAYAWADA	1	0.01
P.M. GANGARAJU CIVIL ENGINEERING Dept., LBRCE		AE, SS, NA Phase-II PCZPHS, Chandragudem	Cement Testing	AE, SS, NA Phase-II PCZPHS, Chandragudem	1	0.01
						Amount received (Rs.):0.10

(CAYm3)

PI Name	Co-PI names if any	Name of the Dept., where project is sanctioned	Project Title*	Name of the Funding agency	Duration of the project	Amount(Lacs) i.e. 15,25,000=15.25
Dr. J. VENKATESWARARAO CIVIL ENGINEERING Dept., LBRCE		MBM ZPHS, MYLAVARAM	Soundness of building	MBM ZPHS, MYLAVARAM	1	0.06
Dr. J. VENKATESWARARAO CIVIL ENGINEERING Dept., LBRCE		SASR ZPHS, CH. GUEDEM	Soundness of building	SASR ZPHS, CH. GUEDEM	1	0.06
Dr. J. VENKATESWARARAO CIVIL ENGINEERING Dept., LBRCE		MPPS, GANAPAVARAM	Soundness of building	MPPS, GANAPAVARAM	1	0.07
Dr. J. VENKATESWARARAO CIVIL ENGINEERING Dept., LBRCE		ZPHS, KONDAPALLI	Soundness of building	ZPHS, KONDAPALLI	1	0.02
Dr. J. VENKATESWARARAO CIVIL ENGINEERING Dept., LBRCE		ZPHS, KONDAPALLI	Drawing	ZPHS, KONDAPALLI	1	0.09
Dr. J. VENKATESWARARAO CIVIL ENGINEERING Dept., LBRCE		KBMCGRH, ELURU	KBMCGRH, ELURU Soundness of building	KBMCGRH, ELURU	1	0.21
Dr. J. VENKATESWARARAO CIVIL ENGINEERING Dept., LBRCE		SUKANYA HOSPITAL, MYLAVARAM	Compressive strength of columns under construction	SUKANYA HOSPITAL, MYLAVARAM	1	0.10
B. NARASIMHARAO CIVIL ENGINEERING Dept., LBRCE		AE, SAMAGRASIYKA, MYLAVARAM	Soil testing	AE, SAMAGRASIYKA, MYLAVARAM	1	0.07
Dr. J. VENKATESWARARAO CIVIL ENGINEERING Dept., LBRCE		ZPHS, KODURU	Soundness of building	ZPHS, KODURU	1	0.11
Dr. J. VENKATESWARARAO CIVIL ENGINEERING Dept., LBRCE		MPP, KODURU	Soundness of building	MPP KODURU	1	0.06
Dr. J. VENKATESWARARAO CIVIL ENGINEERING Dept., LBRCE		AE, MYLAVARAM	Soundness of building	AE, MYLAVARAM	1	0.09
Dr. J. VENKATESWARARAO CIVIL ENGINEERING Dept., LBRCE		MPPS, TADIGUEDEM	Soundness of building	MPPS, TADIGUEDEM	1	0.08
Dr. J. VENKATESWARARAO CIVIL ENGINEERING Dept., LBRCE		MPPS, KOTHAREDDYGUEDEM	Soundness of building	MPPS, KOTHAREDDYGUEDEM	1	0.12
Dr. J. VENKATESWARARAO CIVIL ENGINEERING Dept., LBRCE		MPPS, MADDULAPARVA	Soundness of building	MPPS, MADDULAPARVA1	1	0.12
Dr. J. VENKATESWARARAO CIVIL ENGINEERING Dept., LBRCE		VVRGJC, MYLAVARAM	Soundness of building	VVRGJC, MYLAVARAM	1	0.16
Dr. J. VENKATESWARARAO CIVIL ENGINEERING Dept., LBRCE		KGBVJC, A. KONDURU	Soundness of building	KGBVJC, A. KONDURU	1	0.20
B. NARASIMHARAO CIVIL ENGINEERING Dept., LBRCE		CONTRACTER, MYLAVARAM	Soil testing	CONTRACTER, MYLAVARAM	1	0.03
P.M. GANGARAJU CIVIL ENGINEERING Dept., LBRCE		ZPHS, KONDAPALLI	Material testing	ZPHS, KONDAPALLI	1	0.07
B. NARASIMHARAO CIVIL ENGINEERING Dept., LBRCE		SEELAM AJAY, MYLAVARAM	Water sample testing	SEELAM AJAY, MYLAVARAM	1	0.01
Dr. J. VENKATESWARARAO CIVIL ENGINEERING Dept., LBRCE		KHANDRIKA SOCIETY, VIJAYAWADA	Soundness of building	KHANDRIKA SOCIETY, VIJAYAWADA	1	0.08

B. NARASIMHARAO CIVIL ENGINEERING Dept., LBRCE		KHANDRIKA SOCIETY, VIJAYAWADA	Soil testing	KHANDRIKA SOCIETY, VIJAYAWADA	1	0.03
HARISH KUMAR CIVIL ENGINEERING Dept., LBRCE		MATURU ASSOCIATES, NUZVID	Cube testing	MATURU ASSOCIATES, NUZVID	1	0.02
M. KARTHIK KUMAR CIVIL ENGINEERING Dept., LBRCE		MATURU ASSOCIATES, NUZVID	Cube testing	MATURU ASSOCIATES, NUZVID	1	0.01
M. KARTHIK KUMAR CIVIL ENGINEERING Dept., LBRCE		RAMCO CEMENT Ltd.,	Cube testing	RAMCO CEMENT Ltd.,	1	0.01
Dr. J. VENKATESWARARAO CIVIL ENGINEERING Dept., LBRCE		PACS Ltd., VELLATURU	Soundness of building	PACS Ltd., VELLATURU	1	0.15
						Amount received (Rs.):2.03

Total amount (Lacs) received for the past 3 years: 2.42

Note*:

- Only consultancy projects will be considered. Infrastructure-based projects will not be considered here.

C9. Institution Seed Money or Internal Research Grant to its Faculty for Research Work

Table No. C9.1: List of faculty members received seed money or internal research grant from the Institution.

(CAYm1)

Faculty name	Project title/ Support for Activity	Duration of the project	Amount(Lacs) i.e. 15,25,000=15.25	Amount Utilized(Lacs) i.e. 15,25,000=15.25	Outcomes of the project
Dr. V.Ramakrishna	Design and Fabrication of a Biogas Plant for Hostel Kitchen Waste	2 years	3.70	3.01	Efficient conversion of kitchen waste into biogas and organic manure, reducing waste disposal problems and providing a sustainable energy source
B. Narasimha Rao	Experimental Study of Reinforced Ground with Stone Columns,	2 years	2.00	1.57	The experiment shows that stone columns significantly improve soil bearing capacity and reduce settlement
			Amount received (Rs.): 5.70		

(CAYm2)

Faculty name	Project title/ Support for Activity	Duration of the project	Amount(Lacs) i.e. 15,25,000=15.25	Amount Utilized(Lacs) i.e. 15,25,000=15.25	Outcomes of the project
				Amount received (Rs.): 0	

(CAYm3)

Faculty name	Project title/ Support for Activity	Duration of the project	Amount(Lacs) i.e. 15,25,000=15.25	Amount Utilized(Lacs) i.e. 15,25,000=15.25	Outcomes of the project
				Amount received (Rs.): 0	

Total amount (Lacs) received for the past 3 years : 5.70

PART D: Laboratory Infrastructure in the Department
(Data to be filled in for the Department)

D1. Adequate and Well-Equipped Laboratories, and Technical Manpower

Table No.D1.1: List of laboratories and technical manpower.

Sr. No	Name of the Laboratory	Number of students per set up(Batch Size)	Name of the Important Equipment	Weekly utilization status(all the courses for which the lab is utilized)	Technical Manpower Support		
					Name of the Technical staff	Designation	Qualification
1	Concrete Technology Lab	3	1. Compression Testing Machine(CTM) 2. Concrete Mixer 3. Table Vibrator 4. Sieve Shaker 5. Lechattier Apparatus 6. Moisture Apparatus 7. Slump Cone Test	6 Hrs (III seme)	Sri. M. Narasimha Rao	Technician	ITI
2	Transportation Engineering Lab	3	1. Aggregate Crushing Apparatus 2. Length and Thickness Gauges 3. Aggregate Impact Test Apparatus 4. Specific Gravity Test Apparatus 5.	6 Hrs (VI seme)	Sri. M. Narasimha Rao	Technician	ITI
3	Geotechnical Engineering Lab	3	1. Direct Shear Test Apparatus 2. Compaction Test Apparatus 3. Vane Shear Test Apparatus 4. Soil Compaction Equipment 5. Hand Operated Equipment 6.	6 Hrs (V seme)	Sri. S.V. Narayana Reddy	Lab Assistant	B.Com., (Computers)
4	Environmental Engineering Lab	3	1. Muffle Furnace 2. Digital Ph Meter 3. Digital Conductivity Meter 4. Digital TDS Meter 5. Digital DO Meter 6. Digital Turbidity Meter 7. Intake # 0000 8.	6 Hrs (VI seme)	Mrs. K. Jaya Sri	Technician	B.Sc., B.Ed., (Chemistry)
5	Engineering Geology Lab	3	1. Rocks (Size 12 x 12 x 5 cm) 2. Minerals (Size 12 x 9 cm) 3. Mohr's Hardness Scale Box 4. Wooden Block Structural Models 5. Geomorphological Models	6 Hrs (VI Seme)	Mrs. K. Jaya Sri	Technician	B.Sc., B.Ed., (Chemistry)
6	Surveying Lab	3	1. Total Station 2. Theodolite 3. Auto Level 4. Plane Table 5. Prismatic Compass	6 Hrs (III seme)	Sri. S.V. Narayana Reddy	Lab Assistant	B.Com., (Computers)
7	Computer Aided Analysis and Design Lab	1	1. STAAD Pro 2. Auto CAD 3. QGIS 4. C Programming	24 Hrs (II,IV,VI)	Sri. P.Pullu Rao	Lab Assistant	B.Sc., Computer Science
8	Solid Mechanics Lab	3	1. Universal Testing Machine 2. Rockwell cum 3. Brinnell Hardness tester 4. Vicker's Hardness tester 5. Impact Testing machine 6. Tension Testing	6 Hrs (III Seme)	Sri. M. Narasimha Rao	Technician	ITI
9	Fluid Mechanics and Hydraulic Machines Lab	3	1. Orifice and Mouth Piece Apparatus 2. Venturimeter and Orifice meter 3. Notches Apparatus 4. Discharge Apparatus 5. Bernoulli's Apparatus	6 Hrs (V Seme)	Sri. M. Narasimha Rao	Technician	ITI

D2. Safety Measures in Laboratories

Table No. D2.1: List of various safety measures in laboratories.

Sr. No	Laboratory Name	Safety Measures
1	Concrete Technology Lab	1. Fire Extinguisher is provided within the lab. 2. First-aid kit is available within the lab. 3. Hand gloves are available to work with the concrete and collect the oven dried concrete samples. 4. Suitable hammers and kits are provided for the conversion of testing samples into required particle sizes. 5. All electrical wires are protected by MCB, RCBO and fuses. 6. Dos and Do-Not's are displayed in the Laboratory. 7. In view of personal protection, students are allowed into the lab only after wearing aprons and shoes. 8. Technicians and students are trained in the operation of fire extinguishing tools. 9. Installations of equipment/machinery are done carefully with proper working space between them.

2	Transportation Engineering Lab	<p>1. Fire Extinguisher is provided within the lab. 2. First-aid kit is available within the lab. 3. Installations of equipment/machinery are done carefully with proper working space between them. 4. In view of personal protection, students are allowed into the labs only after wearing aprons and shoes. 5. Dos and Do-Not's are displayed in the Lab. 6. Hand gloves are available to collect the oven dried samples and prepare bitumen samples etc. 7. All the students should be familiar with the locations and operation of safety and emergency equipment such as fire extinguishers, first aid. 8. Read carefully precautions given in the lab manual before performing the experiments. 9. Experiments are started after instructions given by the laboratory in charge. 10. Check electrical connections before starting the machinery. 11. Maintain a safe distance from the Aggregate crushing test, Impact testing machine etc, while it is in operation. 12. Switch off the power supply to the Deval's Attrition test and Los Angeles Abrasion test setup on completion of the experiment.</p>
3	Geotechnical Engineering Lab	<p>1. Fire Extinguisher is provided within the lab. 2. First-aid kit is available within the lab. 3. Dos and Do-Not's are displayed in the Lab. 4. Technicians and students are trained in the operation of fire extinguishing tools. 5. Installations of equipment/machinery are done carefully with proper working space between them. 6. In view of personal protection, students are allowed into the lab only after wearing aprons and shoes. 7. Hand gloves are available to collect the oven dried samples. 8. All the students should be familiar with the locations and operation of safety and emergency equipment such as fire extinguisher and first aid kit.</p>
4	Environmental Engineering Lab	<p>1. Fire Extinguisher is provided within the lab. 2. First-aid kit is available within the lab. 3. All electrical wires are protected by MCB, RCBO and fuses. 4. Hand gloves are available to collect the oven dried furnace heated samples. 5. All the students should be familiar with the locations and operation of safety and emergency equipment such as fire extinguishers and first aid. 6. Avoid the use of damaged breakers, measuring jars, conical flasks etc. 7. Manipulation with chemicals is prohibited. 8. Keep your hands away from your face when working with chemicals. 9. Wash your hands with soap and water at the end of the experiment. 10. Check electrical connections before starting the experiments. 11. Maintain a safe distance from the muffle furnace machine, while the machine is in operation. 12. Switch off the power supply to the experimental setup on completion of the experiment. 13. Any part of the equipment fails while in operation, it must be informed to the laboratory In-charge.</p>
5	Engineering Geology Lab	<p>1. First-aid kit is available within the lab. 2. Dos and Do-Not's are displayed in all the Laboratory. 3. In view of personal protection, students are allowed into the lab only after wearing aprons and shoes. 4. Proper space is provided between the working tables. 5. Read carefully the lab manual before performing the experiments. 6. Experiments are started after instructions given by the laboratory in charge</p>
6	Surveying Lab	<p>1. Fire Extinguisher is placed within the lab. 2. First-aid kit is available within the lab. 3. All the students should be familiar with the locations and operation of safety and emergency equipment such as fire extinguisher and first aid kit. 4. Avoid the use of damaged equipment. 5. Dos and Do-Not's are displayed in the Laboratory. 6. In view of personal protection, students are allowed into the labs only after wearing aprons and shoes. 7. Read carefully the lab manual before performing the experiments. 8. Experiments are started after instructions given by the laboratory in charge. 9. Maintain a safe distance from the equipment, while the equipment is in operation. 10. Any part of the equipment has trouble while in operation, it must be informed to the laboratory in charge.</p>
7	Computer Aided Analysis and Design Lab	<p>1. Fire Extinguisher is provided within the lab. 2. First-aid kit is available within the lab. 3. All electrical wires are protected by MCB, RCBO and fuses. 4. All the students should be familiar with the locations and operation of safety and emergency equipment such as fire extinguisher and first aid kit. 5. Check electrical connections before starting the computer. 6. Maintain a safe distance from the sockets. 7. Computers are started after instructions given by the laboratory in charge. 8. Shut down the computer after completion of the program. 9. Any part of the system is not working; it must be informed to the laboratory In-charge.</p>

D3. Project Laboratory/Research Laboratory

The department provides well-equipped laboratories and specialized facilities to support project work, research activities, and skill development. The key laboratories and major equipment available are summarized below:

Table No. 7.5: List of project laboratory/research laboratory/Centre of Excellence.

S.No.	Name of the Laboratories
1.	Concrete Technology Lab <ul style="list-style-type: none"> • Vee-bee Consistometer • Rebound Hammer • L Box Apparatus • V Funnel Apparatus • J Ring Apparatus
2.	Transportation Engineering Lab <ul style="list-style-type: none"> • Marshall stability test Apparatus
3.	Geotechnical Engineering Lab <ul style="list-style-type: none"> • Load Testing Apparatus (Plate Load/ Pile Load)
4.	Environmental Engineering Lab <ul style="list-style-type: none"> • UV VIS Spectro photo meter • Fine Particulate Sampler • Sound Level Meter
5.	AICTE-IDEA LAB <ul style="list-style-type: none"> • 3D- Printer and related accessories.

The following images present the facilities available in the laboratories to carry the project work from fig no 7.5.1 to 7.5.5




Fig No. 7.5.1a : L Box , V Funnel and J Ring Apparatus



Fig. No. 7.5: 1b Rebound Hammer



Fig. No. 7.5.2 Marshall stability test Apparatus



Fig. No. 7.5.3 Load Testing Apparatus (Plate Load/ Pile Load)



Check In GPS Map Camera
Mylavaram, Andhra Pradesh, India 🇮🇳
 Pjxj+mq9, Mylavaram, Andhra Pradesh 521230, India
 Lat 16.749652° Long 80.631865°
 Friday, 01/05/2026 03:19 PM GMT +05:30

Fig. No. 7.5.4a UV VIS Spectrophotometer



Check In GPS Map Camera
Mylavaram, Andhra Pradesh, India 🇮🇳
 Pjxj+mq9, Mylavaram, Andhra Pradesh 521230, India
 Lat 16.749491° Long 80.631819°
 Friday, 01/05/2026 03:23 PM GMT +05:30

Fig. No. 7.5.4b Sound Level Meter



Check In GPS Map Camera
Mylavaram, Andhra Pradesh, India 🇮🇳
 Pjxj+mq9, Mylavaram, Andhra Pradesh 521230, India
 Lat 16.749428° Long 80.631847°
 Friday, 01/05/2026 03:20 PM GMT +05:30

Fig. No. 7.5.4c Fine Particulate Sampler



Check In GPS Map Camera
Mylavaram, Andhra Pradesh, India 🇮🇳
 Pjxj+mq9, Mylavaram, Andhra Pradesh 521230, India
 Lat 16.749785° Long 80.631803°
 Thursday, 30/04/2026 11:55 AM GMT +05:30



Check In GPS Map Camera
Mylavaram, Andhra Pradesh, India 🇮🇳
 Pjxj+mq9, Mylavaram, Andhra Pradesh 521230, India
 Lat 16.749713° Long 80.631814°
 Thursday, 30/04/2026 11:52 AM GMT +05:30

PART E: First Year faculty and financial Resources
(Data to be filled in for the first year course faculty and budget allocation and utilization)

E1. First Year Student-Faculty Ratio (FYSFR)

Table No. E1.1: FYSFR details.

Year	Sanctioned intake of all UG programs (S4)	No. of required faculty (RF4= S4/20)	No. of faculty members in Basic Science Courses & Humanities and Social Sciences including Management courses (NS1)	No. of faculty members in Engineering Science Courses (NS2)	Percentage= No. of faculty members ((NS1*0.8) + (NS2*0.2))/(No. of required faculty (RF4)); Percentage= ((NS1*0.8) +(NS2*0.2))/RF
2023-24(CAYm2)	1080	54	38	40	71
2024-25(CAYm1)	1210	60	43	42	71
2025-26(CAY)	1380	69	48	42	68

E2. Budget Allocation, Utilization, and Public Accounting at Institute Level

Table No. E2.1: Budget and actual expenditure incurred at Institute level.

Items	Budgeted in 2025-26	Actual Expenses in 2025-26 till	Budgeted in 2024-25	Actual Expenses in 2024-25 till	Budgeted in 2023-24	Actual Expenses in 2023-24 till	Budgeted in 2022-23	Actual Expenses in 2022-23 till
Infrastructure Built-Up	97070000.00	97379689.00	55150000	55150634	36030000	35271613	6600000	6665641
Library	3768000	3655720.42	2050000	2059336.03	4390000	4253602.5	2020000	1997946.5
Laboratory equipment	21280000	21882446	23600000	23619031	30800000	30373349	32000000	31627663
Teaching and non-teaching staff salary	323000000	323198945	280500000	283124216	257500000	250760404	240000000	240113504.7
Outreach Programs	2285000	2236766	1000000	984459	1700000	1720280	1142000	1131636
R&D	8463000	8324442	7350000	7383339	1450000	1441098	1800000	1812860
Training, Placement and Industry linkage	6209000	6145194.69	8240000	8240737	5500000	5473217	4400000	4387128
SDGs	960000	916582	14620000	14551807	1940000	1897907	1280000	1209599.52
Entrepreneurship	500000	478888	130000	123433	50000	36790	90000	87076

ANNUAL DAY, GRADUATION DAY, PRINGINTNG AND	75770000.00	75079918.48	72360000.00	68813089.56	91100000.00	84065406.91	111168000.00	111219457.72
Total	539305000.00	539298591.59	465000000.00	464050081.59	430460000.00	415293667.41	400500000.00	400252512.44

E3. Budget Allocation, Utilization, and Public Accounting at Program Specific Level

Table No. E3.1: Budget and actual expenditure incurred at program level.

Items	Budgeted in 2025-26	Actual Expenses in 2025-26 till	Budgeted in 2024-25	Actual Expenses in 2024-25 till	Budgeted in 2023-24	Actual Expenses in 2023-24 till	Budgeted in 2022-23	Actual Expenses in 2022-23 till
Laboratory equipment	370000	363080	265000	258638	730000	724976	1140000	1115236
Software	180000	177000	0	0	170000	160480	0	0
SDGs	143800	140519	729000	690059	133000	97193	99900	90338
Support for faculty development	20000	7500	10000	9500	20000	8000	20000	16500
R & D	503800	452869	56600	28413	10000	3000	76600	41973
Industrial Training, Industry expert, Internship	20000	17840	10000	13000	30000	17500	30000	20000
Imprest, Maintenance, Operational, Overhead	4589200	4604104	6776000	6119127	6600000	6313637	5280100	5245256
Total	5826800	5762912	7846600	7118737	7693000	7324786	6646600	6529303